

Ready Skills Weekly Entries

Student: Demo Student Plumbing

Week: 17/10/2022 - 23/10/2022 (40 hours)



Task: Work

Hours: 32:00

Supervision: Full

Day: Monday, Tuesday, Wednesday, Thursday

Activities (86)



Elevate EWP



Lower platform and shut down



Perform EWP checks



Clean up




Identify work requirements



Install and use fall prevention system



Prepare for work



Access work area safely



Exit from work area removing tools and materials



Install signage & barricade equipment



Install/fit fall protection equipment (fall restraint and fall arrest devices)



Participate in the development of the safe work method statement (SWMS)



Maintain communication with relevant persons while working at height



Read work order & consult with relevant persons



Review completed SWMS and clarify issues with relevant persons



Select personal protective equipment (PPE)




Undertake work tasks in compliance with the SWMS and workplace requirements



Apply regulatory requirements



Comply with WHS requirements



Identify standards and industry codes of practice



Manage workplace and personal conflict situations



Work collaboratively



Clean up



Prepare to use hand and power tools



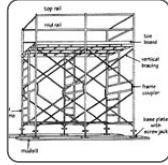
Use hand tools for work



Use power tools for work



Dismantle scaffolding up and clean up



Erect scaffolding



Inspect, repair and alter scaffolding



Plan scaffolding task



Prepare to erect scaffolding



Clean up



Manage storage of materials



Prepare for work



Store and transport materials



Assess the situation



CPR on adult manikin for >2min



CPR on infant manikin for >2min



CPR with operator rotation



Follow AED prompts



Immobilise fractures, sprains & strains



Manage an unconscious breathing casualty



Respond to casualty in shock



Respond to anaphylaxis



Respond to allergic reaction



Report incident - verbal/written




Provide bleeding control



Perform safe manual handling technique



Operate First Aid equipment



Respond to choking & airway obstruction



Respond to envenomation using pressure



Respond to nose bleed



Respond to regurgitation or vomiting



Respond to respiratory distress including asthma



Review the incident



Seek assistance from emergency services




a box gutter



a downpipe



a fascia



a valley gutter



an eaves gutter



Clean up



Identify installation requirements



Prepare for work



Clean up



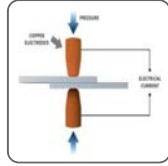
Fastening-bolted



Fastening-riveted



Fastening-screwed



Fastening- spot weld



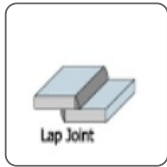
Identify cutting and joining requirements



Joining-grooved seam



Prepare for work



Joining- simple lap



Joining- Pittsburgh lock



Joining- peened joint



Joining- knock up joint



Apply safe work practices



Identify and apply (SDSs), (JSAs), (SWMSs) and (SOPs)



Identify and assess risks



Identify hazardous materials / other hazards on work sites



Participate in workplace induction procedures



Apply non-verbal communication



Apply oral communication



Complete regulatory and workplace documentation



Read and interpret workplace procedures/processes/instructions



Use written communication

Task: CIT

Hours: 8:00 (Simulated)

Supervision: Full

Day: Friday

Activities (86)



Elevate EWP



Lower platform and shut down



Perform EWP checks



Access work area safely



Exit from work area removing tools and materials



Install signage & barricade equipment



Install/fit fall protection equipment (fall restraint and fall arrest devices)



Maintain communication with relevant persons while working at height



Participate in the development of the safe work method statement (SWMS)



Undertake work tasks in compliance with the SWMS and workplace requirements



Select personal protective equipment (PPE)



Review completed SWMS and clarify issues with relevant persons



Read work order & consult with relevant persons



Clean up



Identify work requirements



Install and use fall prevention system




Prepare for work



Apply regulatory requirements



Comply with WHS requirements



Identify standards and industry codes of practice



Manage workplace and personal conflict situations



Work collaboratively



Clean up



Prepare to use hand and power tools



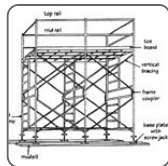
Use hand tools for work



Use power tools for work



Dismantle scaffolding up and clean up



Erect scaffolding



Inspect, repair and alter scaffolding



Plan scaffolding task



Prepare to erect scaffolding



Clean up



Manage storage of materials



Prepare for work



Store and transport materials



Assess the situation



CPR on adult manikin for >2min



CPR on infant manikin for >2min



CPR with operator rotation



Follow AED prompts



Immobilise fractures, sprains & strains



Manage an unconscious breathing casualty



Respond to casualty in shock



Respond to anaphylaxis



Respond to allergic reaction



Report incident - verbal/written



Provide bleeding control



Perform safe manual handling technique



Operate First Aid equipment



Respond to choking & airway obstruction



Respond to envenomation using pressure



Respond to nose bleed



Respond to regurgitation or vomiting



Respond to respiratory distress including asthma



Review the incident



Seek assistance from emergency services



Apply safe work practices



Identify and apply (SDSs), (JSAs), (SWMs) and (SOPs)



Identify and assess risks



Identify hazardous materials / other hazards on work sites



Participate in workplace induction procedures



Apply non-verbal communication



Apply oral communication



Complete regulatory and workplace documentation



Read and interpret workplace procedures/processes/instructions



Use written communication



Clean up



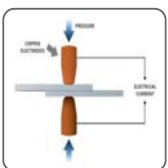
Fastening-bolted



Fastening-riveted



Fastening-screwed



Fastening- spot weld



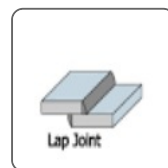
Identify cutting and joining requirements



Joining-grooved seam



Prepare for work



Joining- simple lap



Joining-
Pittsburgh lock



Joining- peened
joint



Joining- knock
up joint



a box gutter



a downpipe



a fascia



a valley gutter



an eaves gutter



Clean up



Identify
installation
requirements



Prepare for
work

I hereby confirm that the above record of activity is accurate and true.

Supervisor Name: _____

Supervisor Signature: _____

Date: _____

Licence Number (if applicable): _____